
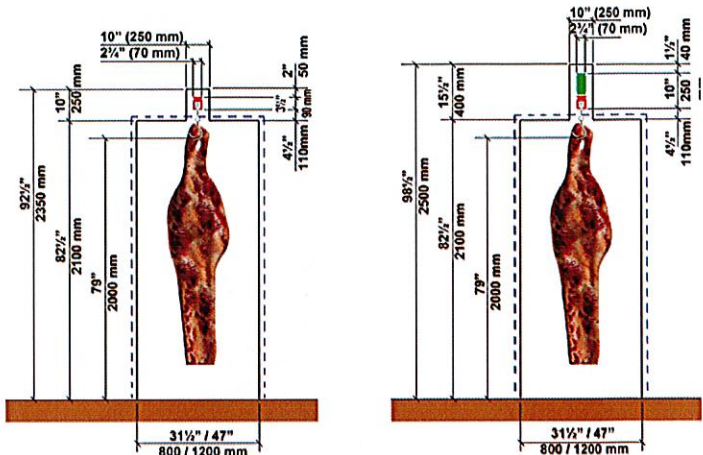


PRELIMINARY QUESTIONNAIRE FOR QUOTATION OF SIMPLEX MEAT RAIL SYSTEM



Load capacity pulley
330 lbs.
(150 kg)


N° pulleys



Suitable for quarter beef


H 79" (2000 mm) H 82½" (2100 mm)

For more than 330 lbs. (150 kg) load capacity, refer to Silver/Gold meat rail



Load capacity pulley
660 / 1543 lbs.
300 / 700 kg

Hook's height
H 112" / 118" (2850 / 3000 mm)



Load device with security system

Terminal n°..... Central n°.....

Lowering rail section

Distance from meat rail
..... mm

Electronic scale - Length mm

Pre-Arrangement Not Certified

only certified

n°..... n°..... n°.....

Device for pulley block on rail

n°.....

Folding shelf width 15" (375 mm)

Poliethylene Aluminum

n°..... n°.....

Hooks for framework,
bar dimensions 3"x1"
(75x25 mm)

"S" shape hook 6¼" x ¼"
(160 x 6 mm)
n°.....

Thermoplastic hook
110lbs. (50 kg)
load capacity
n°.....

Thermoplastic hook
220lbs. (100 kg)
load capacity
n°.....